







LEGEND:

-  EXISTING SEALED ROAD
-  EXISTING METAL ROAD
-  AS BUILT CONCRETE RIGHT OF WAY
-  AS BUILT METAL DRIVEWAY
-  AS BUILT BUILDING PLATFORM
-  AS BUILT RETAINING WALL

NOTE:
ALL LEVELS RELATE TO L & S DATUM.
ALL AREAS SUBJECT TO FINAL SURVEY

REV.	DATE	ITEM
<p>The Design and Drawings shown on this sheet remain the Copyright of Ian Hutchinson Consultants Limited, and are not to be reproduced without their written Authority.</p> 		
DO NOT SCALE IF IN DOUBT -- ASK		
<p>HUTCHINSON CONSULTANTS Civil & Structural Consulting Engineers</p>  <p>Ground Floor Elan House 19 Tamariki Ave P.O. Box 150 Orewa Auckland</p> <p>Telephone - (09) 426-5702 -- Fax - (09) 426-9668</p>		
<p>PROJECT SH16 LIMITED PROPOSED SUBDIVISION 29 PINCHGUT ROAD KAUKAPAKAPA R52082</p>		
<p>DRAWING TITLE OVERALL AS BUILT SITE PLAN</p>		
SCALE 1:2000 @ A3	DATE SEPTEMBER 2008	
DRAWN BP (021) 940 899 ben@hc.co.nz	DRG No. A3 - 12284AB/03	

